

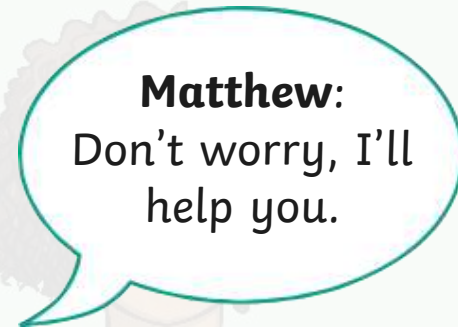
Speech Punctuation

Warm-Up



Punctuating Speech

Let's have a go at correctly punctuating speech.



If we were punctuating Josh's speech, it would say:

Punctuation **Reporting clause**

“I'm really struggling to walk,” explained Josh.

Inverted commas **Inverted commas** **Punctuation**

Click on each box to find out more about it.

Next

Inverted Commas

There are two places where inverted commas are needed when writing direct speech:

“I’m really struggling to walk,” explained Josh.

Inverted commas

Inverted commas

You need to **open** your inverted commas with a “ (66) before the first word which is **being spoken**.

You need to **close** your inverted commas with a ” (99) after the last word which is **being spoken**.

Imagine that inverted commas are like hands; they hold within them **only** the words which are being spoken.

“I’m really struggling to walk,” explained Josh.

[Back](#)

Punctuation

There are two places where other forms of punctuation are needed when writing direct speech:

“I’m really struggling to walk,” explained Josh.

You need to end the speaking with **either**:

- A comma
- A question mark, if it is a question
- An exclamation mark, if it is an exclamation

You need to finish your sentence with a full stop after the **reporting clause**.

“How exciting!” exclaimed Sarah.

“Is your favourite drink lemonade?” enquired Chad.

“I don’t know what to do,” said Sayeed.

[Back](#)

Reporting Clauses

Accompanying the speech is a reporting clause, which gives a little bit of information about **who is speaking** and **how it was said**.

“I’m really struggling to walk,” **explained Josh.**

Reporting clause:
In this case, Josh is speaking.

If Josh said it in a different way, you could change ‘explained’ to...

“I’m really struggling to walk,” **claimed Josh.**

“I’m really struggling to walk,” **disclosed Josh.**

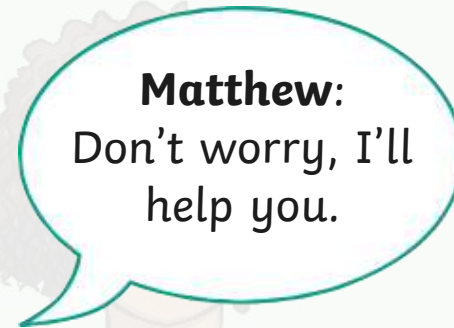
“I’m really struggling to walk,” **whispered Josh.**

“I’m really struggling to walk,” **cried Josh.**

[Back](#)

Punctuating Speech

Sometimes, the reporting clause can appear before the speech. The same punctuation rules apply.



If the reporting clause came before the speech, Matthew's reply could read:

Punctuation → **Matthew replied,** **Inverted commas** → "Don't worry, I'll help you."
↑ **Reporting clause** ↑ **Inverted commas** ↓ **Punctuation**

Click on each box to find out more about it.

Examples of Correctly Punctuated Speech

Below are all examples of correctly punctuated speech. Tell your partner why they are correct.

The conductor bellowed, "Sit down!"

"Can I have ketchup with my chips?" asked Gina.

The referee blew the whistle and shouted, "Time's up!"

"Please stop annoying me!" pleaded Waldek.

"It's all the money I have left," explained Mary.

Benjamin yelled, "Over here!"



It's Your Turn...

Choose a mystery box. If the number is **even**, write this sentence with the reporting clause **after** the speech. If the number is **odd**, the reporting clause must come **before** the speech. Don't forget the correct punctuation.

Michael:

Anita, I'd like you
to have these
flowers.

5

3

2

4

1

6



It's Your Turn...

Choose a mystery box. If the number is **even**, write this sentence with the reporting clause **after** the speech. If the number is **odd**, the reporting clause must come **before** the speech. Don't forget the correct punctuation.



Sarah:
I'm over here!

3

1

4

6

5

2

It's Your Turn...

Choose a mystery box. If the number is **even**, write this sentence with the reporting clause **after** the speech. If the number is **odd**, the reporting clause must come **before** the speech. Don't forget the correct punctuation.

Gretchen:
Hooray! It's the
summer holidays.



4

6

5

1

3

2

It's Your Turn...

Choose a mystery box. If the number is **even**, write this sentence with the reporting clause **after** the speech. If the number is **odd**, the reporting clause must come **before** the speech. Don't forget the correct punctuation.



Morgan:
Can they see me?

2

5

1

3

6

4

It's Your Turn...

Choose a mystery box. If the number is **even**, write this sentence with the reporting clause **after** the speech. If the number is **odd**, the reporting clause must come **before** the speech. Don't forget the correct punctuation.

Sofia:
See you next
week.



Froggy Freeze Frame

You have two minutes to write two pieces of speech which could be happening in this picture. One sentence must have the reporting clause before the speech, the other must have it after.



A horizontal bar with a gradient from green on the left to red on the right, used for writing the speech pieces.

Froggy Freeze Frame

You have two minutes to write three pieces of speech which could be happening in this picture. Two sentences must have the reporting clause before the speech, the other must have it after.



Mix and Match

Choose one piece of direct speech, one reporting clause and one extra detail. How many different sentences can you write? Make sure that you punctuate them correctly.

Direct Speech	Reporting Clause	Extra Detail
I want to go home.	said Maureen	angrily
That's disgusting!	asked Frank	at midnight
How much is it?	the little girl asked	whilst holding a key
No.	she exclaimed	jokingly
Let me have a look.	he roared	urgently
Can I see the doctor?	Hattie replied	at 4 p.m.

Beetle Drive

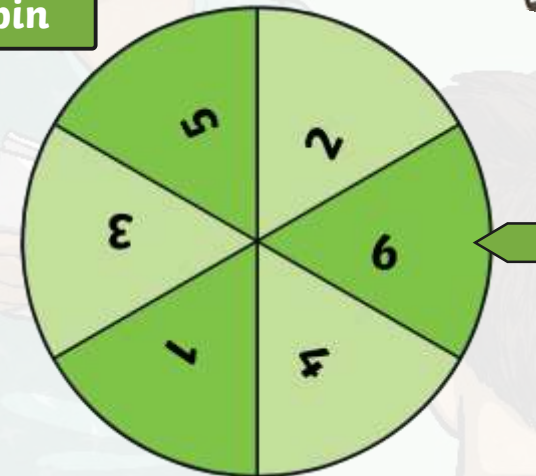
The aim of the game is to be the first to write a correctly punctuated piece of speech. Work in teams. Spin the wheel. For each number you spin, add the correct part of a sentence. Who will win?

The Number Rolled	The Part You've Won
1	The direct speech
2	The reporting clause
3	Opening (66) inverted commas
4	Closing (99) inverted commas
5	One . , ! or ?
6	One . , ! or ?

If you spin it and you don't need it, you don't get anything!



Spin



Punctuate the Conversation

What conversation could be happening in this picture? Write at least two pieces of speech. Try to vary where the reporting clause is within the sentence.



Punctuate the Conversation

What conversation could be happening in this picture? Write at least two pieces of speech. Try to vary where the reporting clause is within the sentence.



Direct Speech Quick Quiz

Take a quiz to see if you are an expert!

Is this speech punctuated correctly?

James asked “What if we go to Southport instead?”

Yes

No

There is a piece of punctuation missing. Where should it be?



Direct Speech Quick Quiz

Take a quiz to see if you are an expert!


Is this speech punctuated correctly?

“Please will you peg the washing out?” requested Lynne.

Yes

No

How did you know that it was correct?



Direct Speech Quick Quiz

Take a quiz to see if you are an expert!

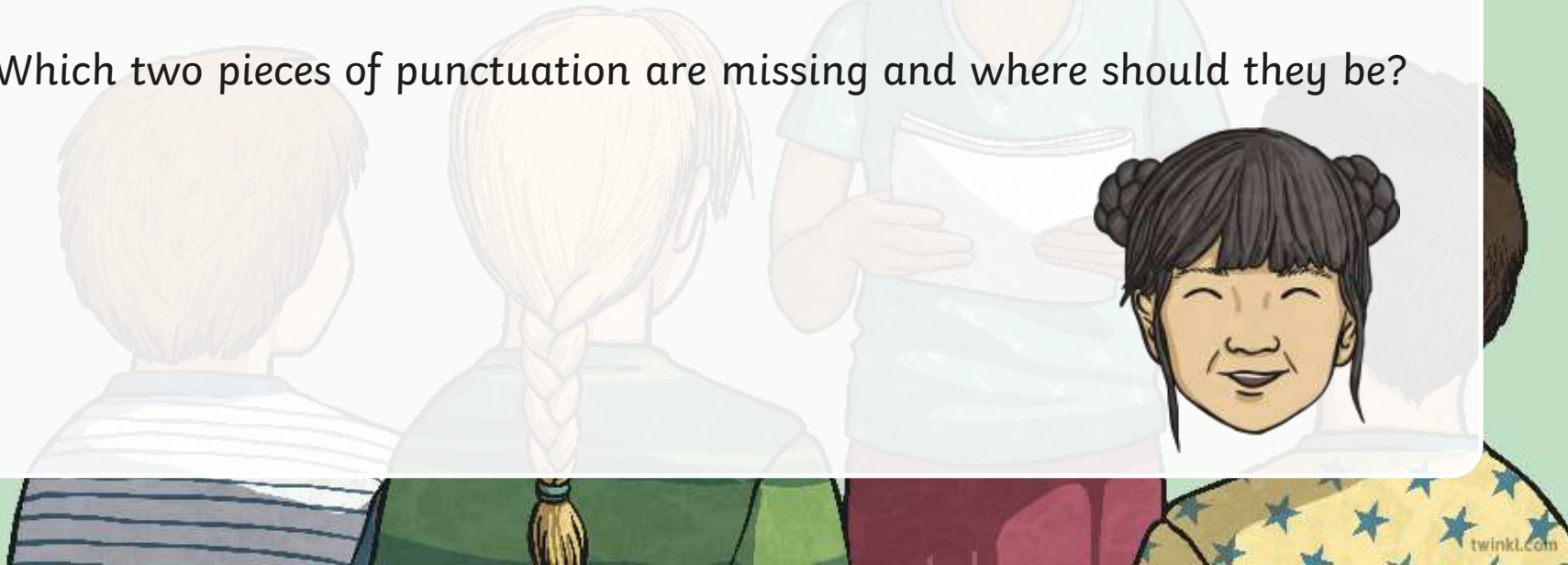
Is this speech punctuated correctly?

Jessie replied "Of course you can."

Yes

No

Which two pieces of punctuation are missing and where should they be?



Direct Speech Quick Quiz

Take a quiz to see if you are an expert!

Is this speech punctuated correctly?

“I’ve never been to London but I’d like to go” stated Samuel.

Yes

No

Which sneaky piece of punctuation is missing from this direct speech?



Direct Speech Quick Quiz

Take a quiz to see if you are an expert!

Is this speech punctuated correctly?

“Where have you left your bag?” asked Mum angrily.

Yes

No

They've even included an adverb. Way to go!



Direct Speech Quick Quiz

Take a quiz to see if you are an expert!

Is this speech punctuated correctly?

The teacher bragged, "I am an expert at punctuating speech."

Yes

No

The teacher is an expert. Now you are too!



twinkl

